


Users may upload a photo ID quality picture using a web browser or the Get app available from your mobile app store.


Website: <https://get.cbord.com/udmercy/> or




1. After clicking on the website link, the following screen will be displayed.



2. Click on the Login link and enter your Titan Pass credentials.



3. The following screen will be displayed. Click on Upload ID Photo to upload a quality ID photo.



All ID photo submissions should adhere closely to passport photo standards:

- In color
- Sized such that the head consumes 69% of the space
- Taken within the last month to reflect your current appearance
- Taken in front of a plain white or off-white background
- Taken in full-face view directly facing the camera
- With a neutral facial expression and both eyes open
- Taken in clothing that you normally wear on a daily basis
- Uniforms should not be worn in your photo, except religious clothing that is worn daily.
- Do not wear a hat or head covering that obscures the hair or hairline, unless worn daily for a religious purpose. Your full face must be visible, and the head covering must not cast any shadows on your face.
- Headphones, wireless hands-free devices, or similar items are not acceptable in your photo

0912 0 612 792 reW0 0 1 128p792a796 Tf5g.0006000912 0 612 792 reWñBT/F2 11.04 Tf1 0 0 1 30

6. If prompted to Crop your photo, use your mouse to center the box over your face.
7. Upon successful completion you should see your current ID photo and pending ID photo. You may have only one photo pending at a time.
8. If you wish to use a different photo, click on "Delete Pending Photo" and repeat this process starting at step 4.

Your pending photo will be placed in a queue for approval by the ID card of d6ET T 2(l)13fr approd, (y65(o)-5(u)3())9(wi


(new m)-4(p)3(h)14(o)-5(t)9(o)-5())JT#Q0.00000912 0 612 792 reW* hBT/F2 11.04 Tf1 0 0 1 318.64 272.72 Tm0 g0 G()JT#

tyed3(ut)r2(ty)14pulgpye.


If your photo is rejected your current ID card will remain valid until the next renewal cycle (145())JT#Q0.00000912 0 612 792 reW* hBT/F2 11.04 Tf1 0

4. When prompted to establish a PIN for your app, please do so.

5.



6. Select Settings



- If you normally wear a hearing device or similar articles, they may be worn in your photo.
10. If you wish to remove your pending photo, tap on the photo and select "Clear Pending Photo." You may then attempt to upload a new photo following the instructions in step 8.
 - 11.